




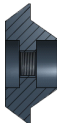
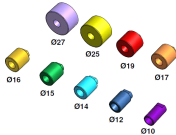


**Introduction:**

- \* Universal application or nearly all types of clutch types
  - FF, FR, 4WD with bearing & FF without bearing
- \* Available for manual passengers and small trucks. (below 3500c.c)
- \* Available for manual transmission system:
  - Nearly all vehicles with single disc.
  - Some vehicles with double disc.
- \* Not suitable for DSG (double clutch) system.

**Specification:**

Part number	Application	Note
(A) L 55 mm spindle 	Spindle thread: M15 x 1.5P Mandrel range: 15mm ~ 19mm	Blue extension adaptor (no showing size) is optional for working with A/B spindle.
(B) L 100 mm spindle 	Spindle thread: M15 x 1.5P Mandrel range: 19.5mm ~ 26mm	
(C) L 150mm spindle 	Spindle thread: M15 x 1.5P	
(D) Small cone adaptor 	Spindle inner thread: M15 x 1.5P Using Range: 19mm ~ 30mm Tail ID: 20mm	Suitable for (A) 55mm spindle
(E) Big cone adaptor 	Spindle inner thread: M15 x 1.5P Using Range: 26mm ~ 35mm Tail ID: 27mm	Suitable for (B) 55mm spindle
(F) Dual disc adaptor 	Height: 30mm Cone side: 29mm ~ 49mm Plate side: 49mm ~ 69mm	Especially to guide FF engine clutch which is without bearing.
(G) Pilot adaptor 	Ø 10, 12, 14, 15, 16, 17, 19, 25, 27, 30	For pilot. Available for clutch with bearing. (not suitable for FF without bearing)

